

## Financial Highlights

Consolidated Financial Statements	2021	2020	2019	2018	2017
<b>FINANCIAL PERFORMANCE</b>					
Sales Revenue (Million Baht)	2,900	2,462	2,985	2,794	2,913
Gross Profit (Million Baht)	687	550	784	881	828
Gross Profit Margin	23.69%	22.32%	26.25%	31.54%	28.44%
EBITDA <sup>/1</sup> (Million Baht)	181	(27)	(83)	51	(36)
EBITDA Margin	6.23%	(1.10%)	(2.78%)	1.82%	(1.23%)
Operating Loss <sup>/2</sup> (Million Baht)	96	(126)	(157)	(26)	(123)
Operating Loss Margin <sup>/3</sup>	3.32%	(5.13%)	(5.26%)	(0.93%)	(4.21%)
Profit (Loss) to Equity holders of the Company (Million Baht)	138	(95)	(241)	168	(161)
Profit (Loss) Margin to Equity holders of the company	4.76%	(3.86%)	(8.09%)	6.00%	(5.54%)
<b>FINANCIAL POSITION (Million Baht)</b>					
Current Assets	2,330	2,430	2,651	2,621	2,646
Total Assets	3,789	4,041	4,018	4,054	4,217
Current Liabilities	1,279	1,464	1,491	1,423	1,853
Total Liabilities	1,652	1,917	1,874	1,774	2,188
Total shareholders' equity	2,137	2,124	2,144	2,280	2,029
<b>RATE OF RETURN</b>					
ROA <sup>/4</sup>	3.41%	(1.33%)	(6.28%)	3.32%	(4.02%)
ROCE <sup>/5</sup>	1.20%	(0.95%)	(5.45%)	(3.05%)	(3.43%)
ROE <sup>/6</sup>	6.33%	(4.22%)	(10.05%)	7.17%	(7.05%)
<b>RISKS</b>					
Current Ratio (Times)	1.82	1.66	1.78	1.84	1.43
Quick Ratio <sup>/7</sup> (Times)	0.55	0.56	0.65	0.56	0.32
Times Interest Earned <sup>/8</sup> (Times)	10.93	2.16	2.24	5.24	1.11
Debt to Equity Ratio (Times)	0.77	0.90	0.87	0.78	1.08
<b>DATA PER SHARE</b>					
Book Value Per Share	3.99	4.43	5.00	5.74	5.53
Earnings (Loss) Per Share to Equity holders of the Company	0.25	(0.19)	(0.52)	0.39	(0.40)
Dividend Per Share <sup>/9</sup>	0.10	-	-	-	-
Paid-up Shares (Million Shares)	539.03	491.16	462.40	424.64	409.53

Note : <sup>/1</sup> EBITDA : Operating Profit before Depreciation and Amortization.

<sup>/2</sup> Operating Loss : Calculated as sales less cost of sales, selling and administrative expenses.

<sup>/3</sup> Operating Loss Margin = Operating Loss / Net Sales

<sup>/4</sup> Return on Assets = Net Profit(Loss) / Total Average Assets

<sup>/5</sup> Return on Capital Employed = Net Operating Profit(Loss) After Tax / (Total Assets - Non interest bearing Liabilities)

<sup>/6</sup> Return on Equity = Net Profit(Loss) to equity holders / Average Shareholders' Equity of the Company

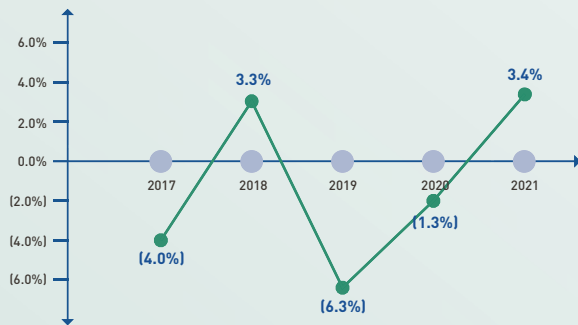
<sup>/7</sup> Quick Ratio = (Cash and Cash at Bank + Marketable Security + Net Account Receivable and Net Notes Receivable) / Current Liability

<sup>/8</sup> Times Interest Earned = (Operating Cash Flow + Operating Interest + Tax) / Operating and Investing Interests

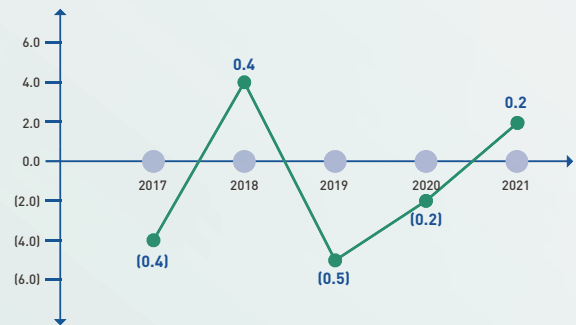
<sup>/9</sup> For the fiscal year 2021, the Board of Directors approved to propose to the Shareholders' Meeting for consideration of approval the dividend payment from retained earnings of net profit of year 2021

## Financial Highlights

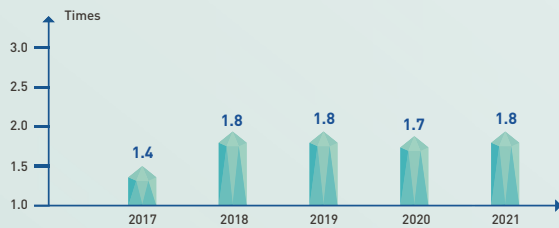
### Return on Assets



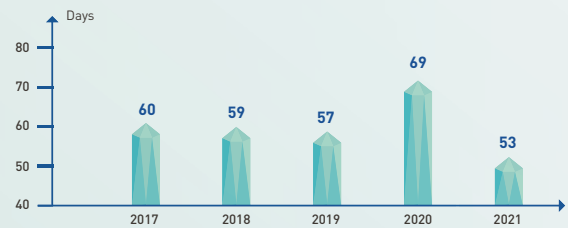
### Earnings(Loss) Per Share to Equity holders of the company



### Current Ratio



### Account Receivable Days



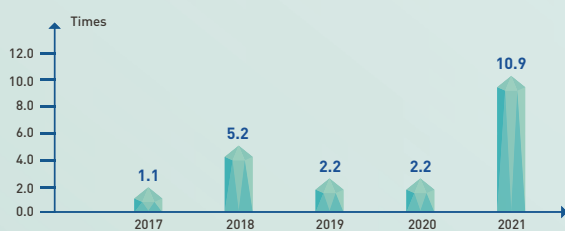
### Inventory Turnover Days



### Cash Cycle



### Times Interest Earned



### Debt to Equity Ratio

